

2

3

4

5

About us	Our philosophy	07
	Our designers	08
Collection	Product Overview	12
	Juicy	14
	Stellar	46
	Kamerton	58
	Ogi	78
Design Story	Velo	114
	Journey with Maja Ganszyniec	126
	Technical information	
Technical information	Finishes/ colors	132
	Data sheet	136

Our mission is healthy light

The ILUM brand fulfills its mission by delivering unparalleled lighting projects that prioritize human comfort in both work and leisure environments. Our cutting-edge approach to design creates innovative and health-conscious lighting for everyday life. The key factors shaping ILUM's brand are deeply rooted in the surrounding nature. Crafted by eminent designers for designers, our brand stands at the forefront of the contemporary lighting industry, collaborating with revered figures in the design scene. Our product portfolio boasts distinct individuality, with each project showcasing unique

characteristics. The Ogi family draws inspiration from timeless Japanese culture, while the enigmatic Juicy is adorned with minimalist hats, and the sophisticated Stellar beckons with its enchanting natural veneer. Beyond aesthetics, each product stands out for its advanced technology tailored to the specific needs of each family. The seamless integration of technological innovation, original design, and unwavering quality creates truly natural lighting that enhances daily comfort for humans, making ILUM a reliable source of daily well-being.

Maja Ganszyniec

Our designers



Maja Ganszyniec is a designer with a comprehensive approach to the design process. Born in Poland, she studied interior architecture at the Academy of Fine Arts in Cracow before graduating in design product at the Royal College of Art in London in 2008. In 2013, she established Studio Ganszyniec, focusing on human-oriented and nature-friendly objects. In her practice, she combines design that is both


visionary and responsible - always looking for new opportunities within the limits of strategic thinking. For the last decade, she has collaborated with brands like Abstracta, Mute, IKEA, Duka, Comforty, or Noti. In 2022, the studio was shortlisted for the Dezeen Emerging Design Studio of the Year award. She is also an owner and founder of an independent furniture brand, Nurt.

Serge Cornelissen

Our designers

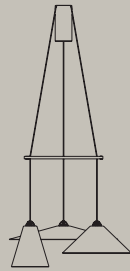
In 1993, newly-graduated architect Serge Cornelissen designs his first lighting fixture at the age of 23. Today, Serge Cornelissen architectural lighting product design has grown to become a renowned design office, whose work is based on the newest led technology, and is being produced by lighting

manufacturers worldwide. Besides aesthetics, their concepts include lighting-technical innovation and a thought-out mechanical design. Over the years, many design projects by Serge Cornelissen have been internationally rewarded.

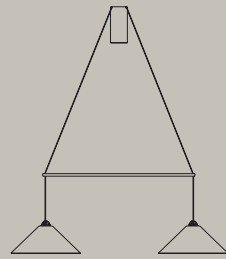


Juicy

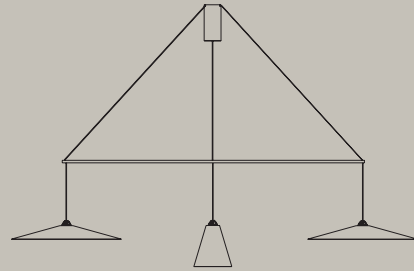
Juicy
Set



Juicy
Line 2



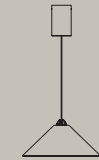
Juicy
Line 3



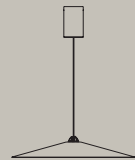
Juicy
Classic S



Juicy
Classic M



Juicy
Classic L



Juicy
Table



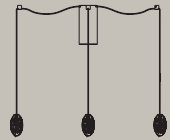
Juicy
Stand



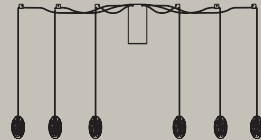
Juicy
Mono



Juicy
Multi 3




Juicy
Multi 6



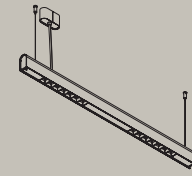
Stellar

Round

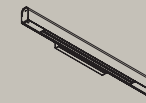


Kamerton


Suspended



Wall

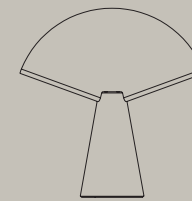


Stand

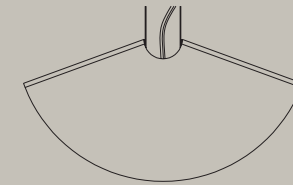


Ogi

Table



Suspended




Wall




Velo

Round



Oval



Juicy Collection

Designed by Maja Ganszyniec

Serge Cornelissen

Rechnio Design

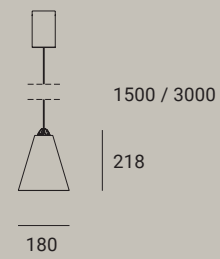
Unique light source

Elegant and minimalist lamps that combine the architectural geometry of the lampshade with the organic form of a heat sink. Its shape effectively dissipates heat, increasing the life

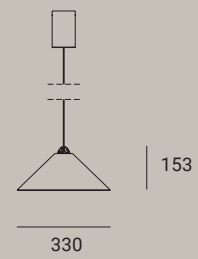
of the LEDs. The LFO optics used guarantee the highest quality of light. Lamps are available as standalone products and in a decorative arrangement dedicated to larger spaces.



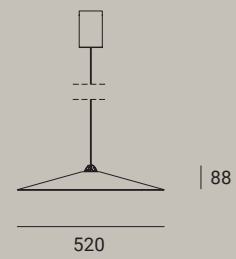
Juicy Collection



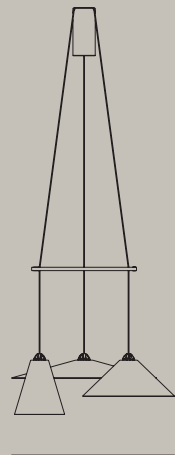
Juicy
Classic S



Juicy
Classic M

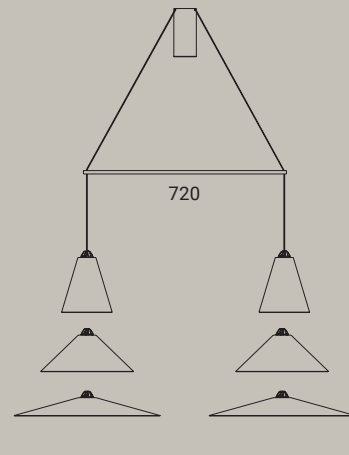


Juicy
Classic L



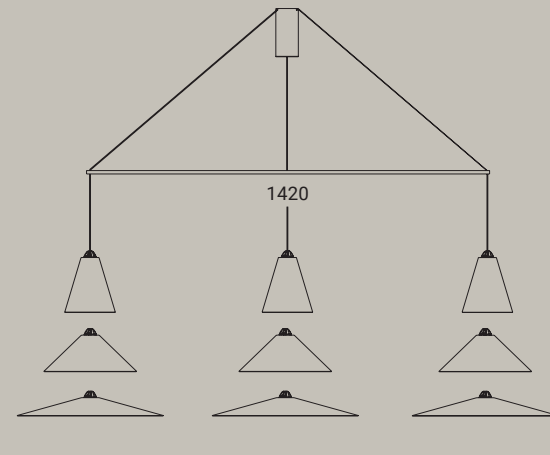
845

Juicy
Set



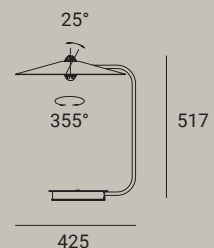
880 - 1220

Juicy
Line 2




1580 - 1920

Juicy
Line 3



Juicy
Table




Juicy
Stand

Conical light

The three shapes of the juicy lampshades allow you to shape different mood in the room. The higher, closed cone is suitable for more private situations, while the open and low one reveals the light source

and opens up the space. The collection includes single pendant lamps, triple pendant lamps in linear or circular arrangements, a tabletop lamp and a floor lamp.







Juicy
Classic S



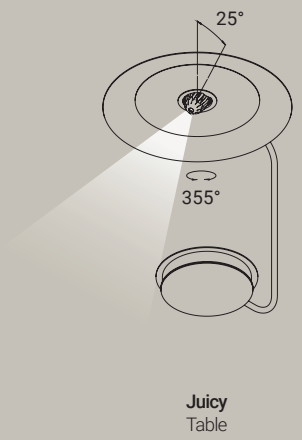
Juicy
Classic M



Juicy
Classic L



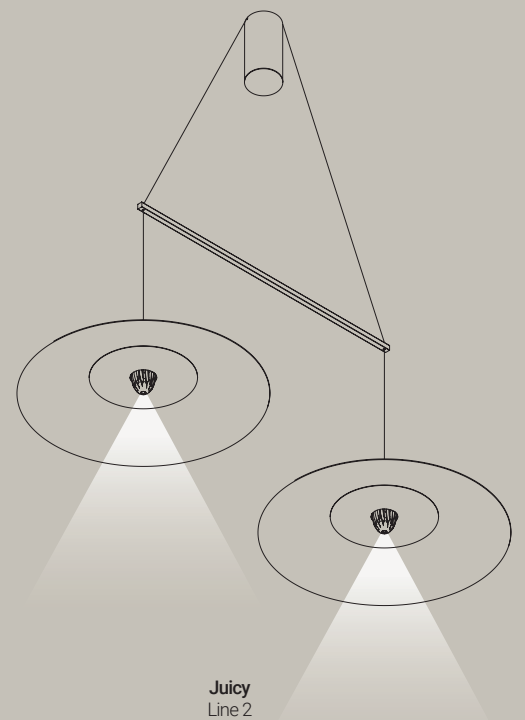
Juicy
Stand



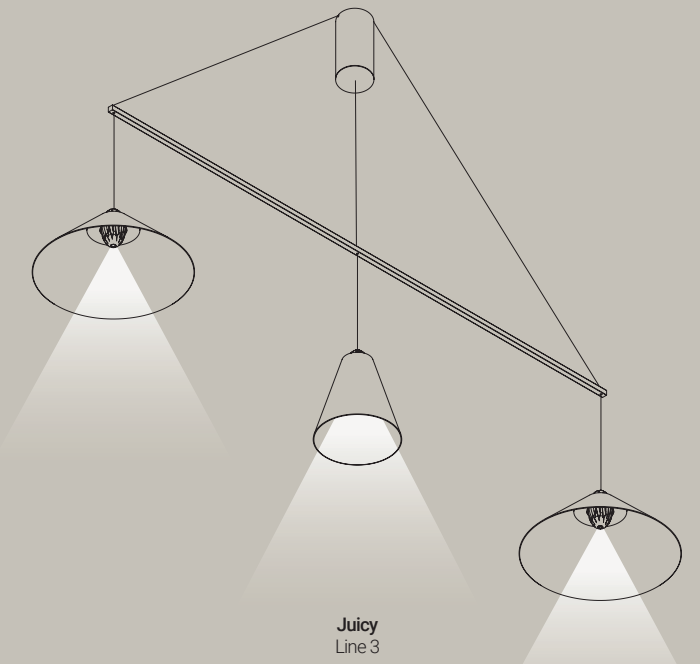
Juicy
Table



Juicy
Set



Juicy
Line 2

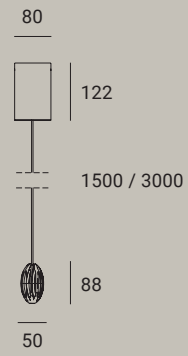


Juicy
Line 3

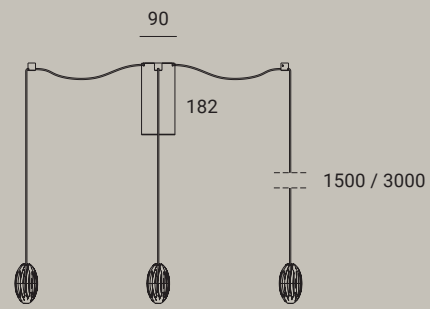
Healthy light

Thanks to the low UGR index (<19), glare effects are minimized, ensuring the highest lighting quality and complete visual comfort.

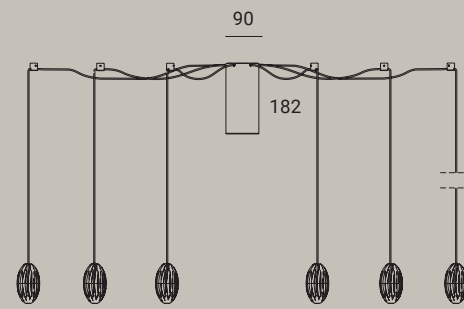
Juicy Collection



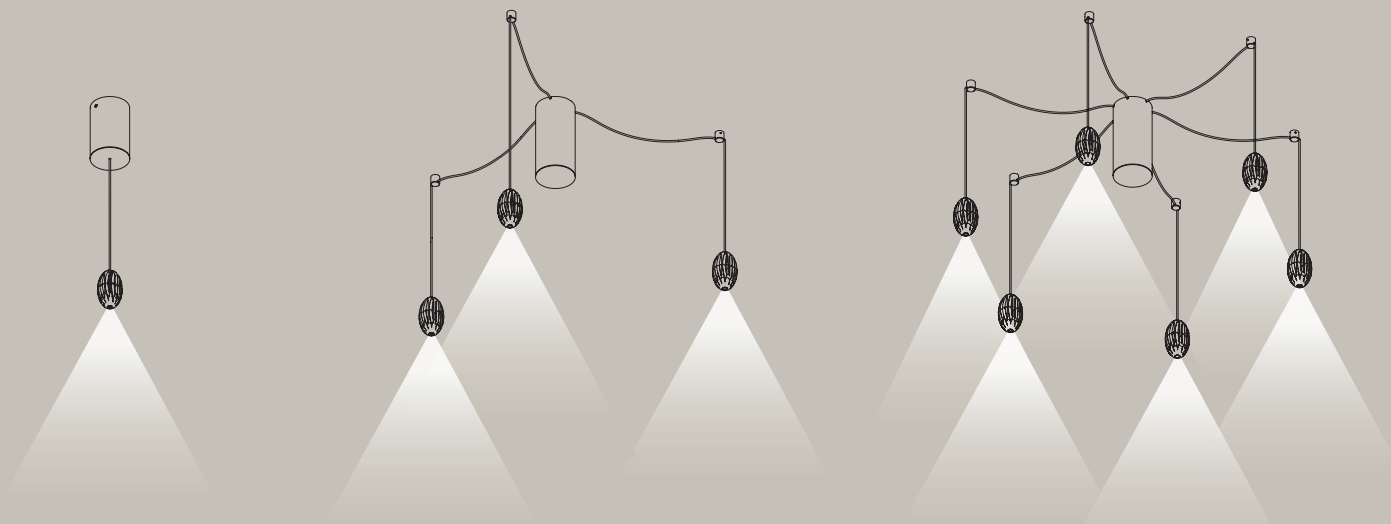
Juicy
Mono



Juicy
Multi 3



Juicy
Multi 6



Juicy
Mono

Juicy
Multi 3

Juicy
Multi 6

Variety of arrangements

By choosing one of two ceiling rosettes and with a choice of different cable lengths, you can design your own of Juicy lighting setup.





Equilibrium in space

Juicy shades are available in various combinations. Light architectural systems are great for open spaces. Linear solutions are dedicated to straight tables, and a set solution is provided for big round ones. Its versatility extends beyond specific spaces, making it suitable for residential, public, or commercial use.

Wherever applied, Juicy efficiently concentrates light precisely where it's needed, enhancing the atmosphere and functionality of any environment. Its fixtures make a striking visual statement. With a compelling and graphic presence, they not only provide light but also serve as artful additions to any space.





LFO technology

Developed by scientists at the Bartenbach laboratory in Austria, in collaboration with ILUM, the Juicy line of modern lighting fixtures has emerged. Its remarkable strength lies in the unseen, as the light is emitted

in a manner invisible to the eye. Through innovative optical design, the light is concentrated in a tiny space, then seamlessly dispersing throughout the room, remaining imperceptible to the observer.



Sleek and classy

The floor lamp shape is a reference to classic solutions. However, the slender leg and the minimalist, conical lampshade is contrasted


with the organic form of the Juicy light source. The resulting product is fresh and intriguing, fitting into both classic and contemporary interiors.



Juicy | Stand | Volcano



Juicy | Stand | Volcano



Juicy | Stand | Sapphire



Juicy | Stand | Sapphire



Adjustable illumination

Sophisticated design converges with innovative LFO technology. The light source cleverly concealed within allows for a subtle, ambient glow that can be directed to suit your preferences, illuminating your workspace or accentuating treasured objects with precision. Its adjustable feature enables you to pivot

the light, ensuring optimal lighting conditions while maintaining an elegant aesthetic. Tailored to the ideal size for tabletop use not only enhances your work environment but also adds a touch of sophistication to any setting, effectively blending practicality with artistic flair.



Juicy | Table | Cloudy




Architectural Illumination

Juicy table isn't just an illuminating fixture; it's an architectural complement that enhances spatial dynamics and ambiance. Its versatile design seamlessly integrates into various spaces, whether adorning a reading nook, accentuating a desk,

or adding flair to an expansive living area. Placing Juicy table strategically within a room adds a layer of sophistication to the architecture, emphasizing specific details and creating focal points that draw the eye.




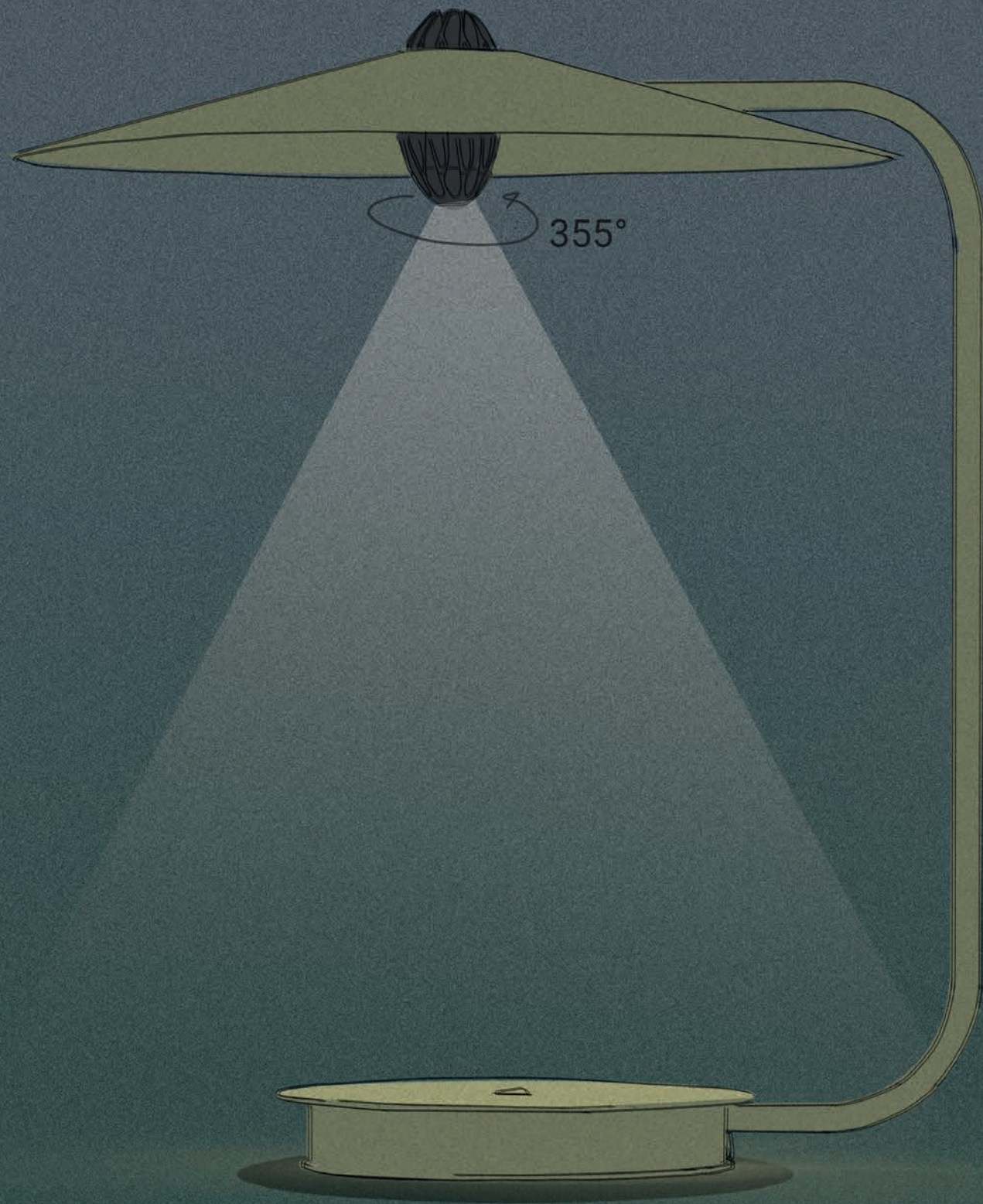


Juicy | Table | Cloudy

Eye-catching details


Juicy table was crafted with precision and attention to detail, this lamp boasts a sleek design that effortlessly elevates any space. Its high-quality materials ensure durability, while the stunning

finish adds an elegant touch to its overall aesthetic. Featuring a sturdy base and an adjustable light source, this lamp offers versatility in directing light exactly where it's needed.



Stellar Wall

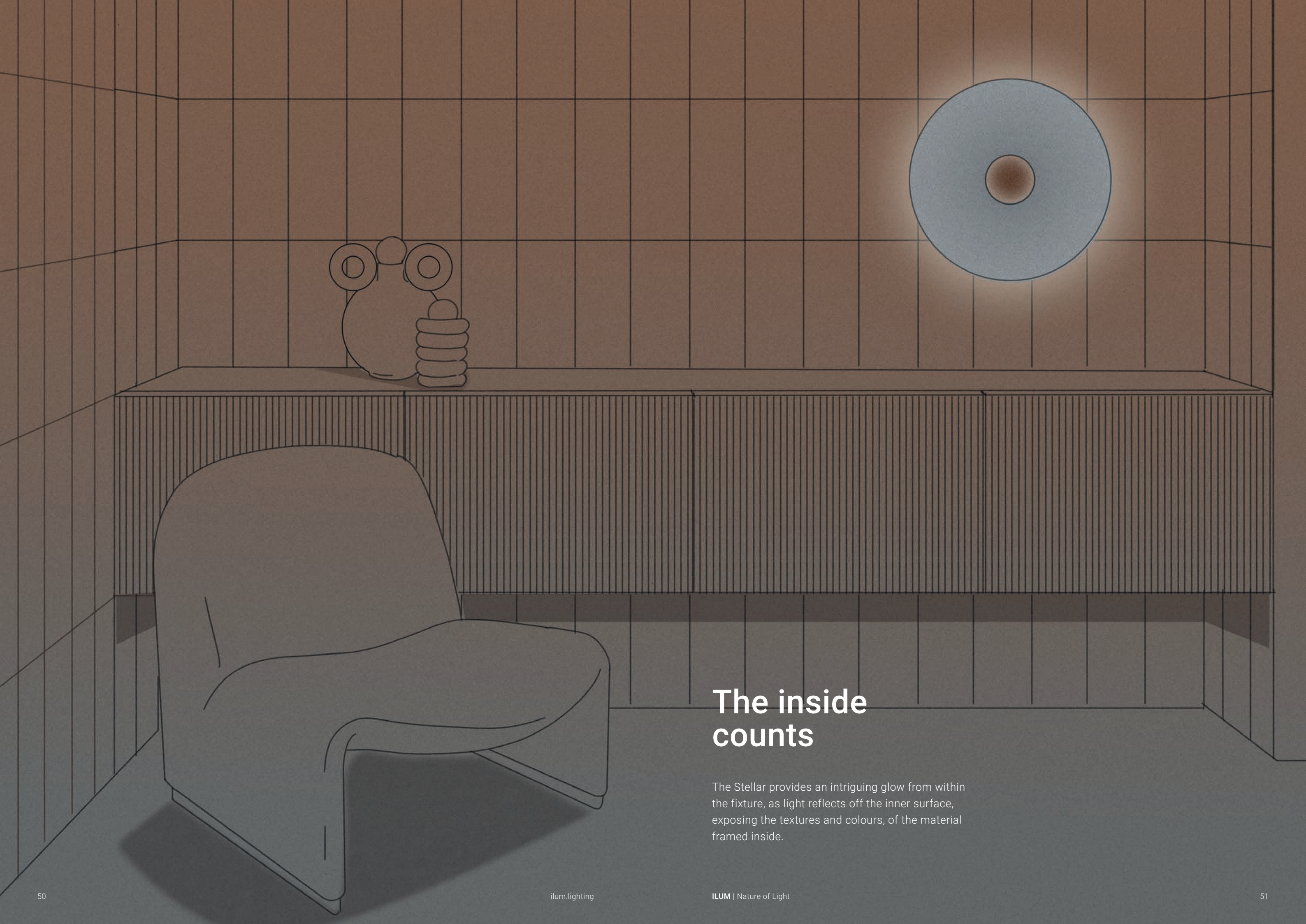
Designed by Maja Ganszyniec



Magnetic simplicity

Stellar wall lamp is an intriguing object for the non-banal spaces. It provides subtle illumination in the evening, being a sculptural,

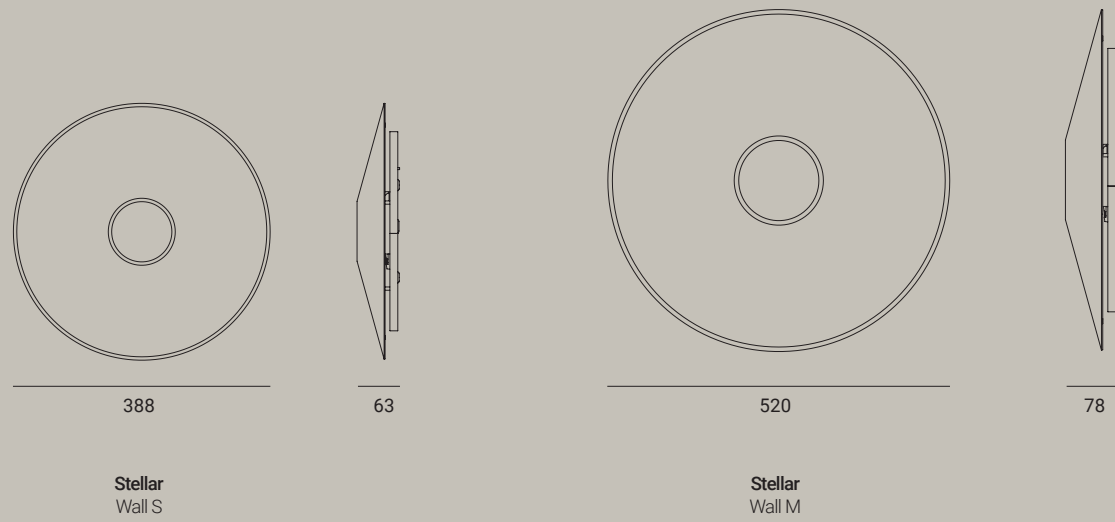
decorative object during the day. Minimalistic and elegant form has a magnetic presence in the room.



The inside counts


The Stellar provides an intriguing glow from within the fixture, as light reflects off the inner surface, exposing the textures and colours, of the material framed inside.


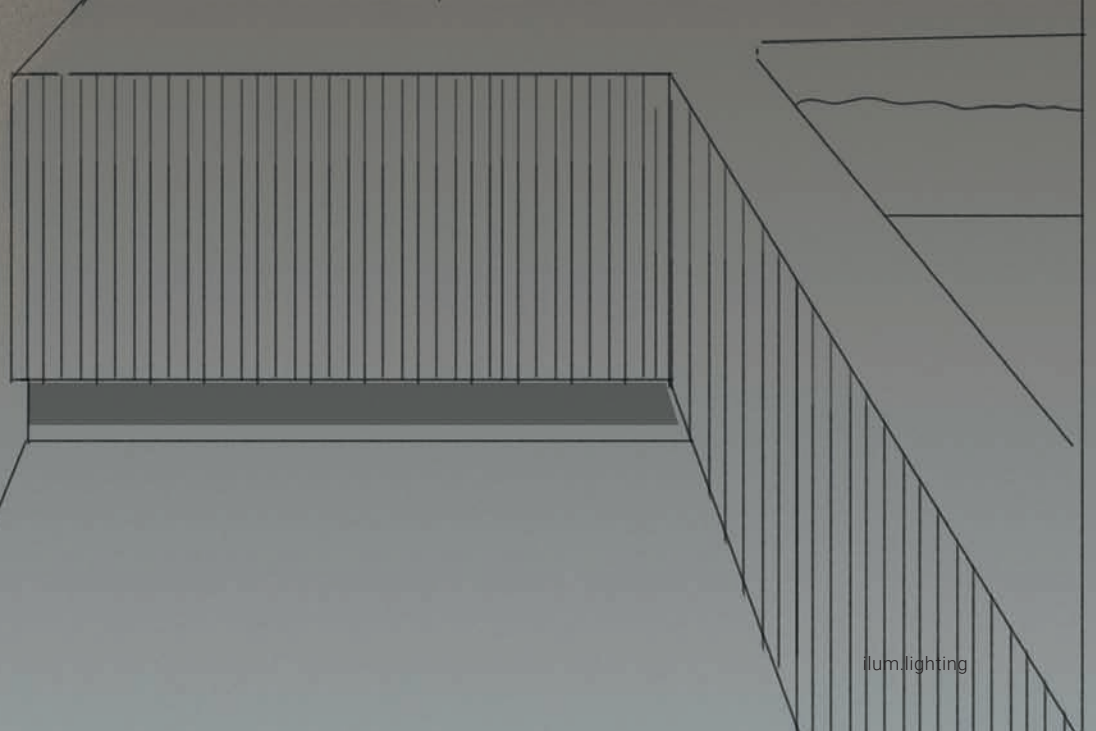

Stellar Wall




The unusual eclipse

The luminous flux of Stellar is emitted evenly around the vertical plane of the luminaires outside and inside, creating the effect, of the extraordinary eclipse.







Stellar | Wall | Earth & Volcano



Kamerton Collection
Designed by Maja Ganszyniec

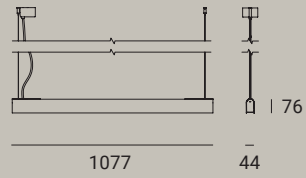
Simplicity with Character

Kamerton collection was inspired by the shape of a tuning fork, which is a tool used for tuning musical instruments. The simple, delicate,


and rounded shape of the aluminium fixture is a fundamental element in creating space through light.



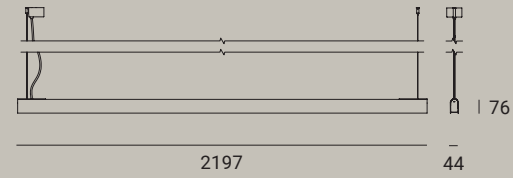
Kamerton Collection




Kamerton
1100 S




Kamerton
1600 S



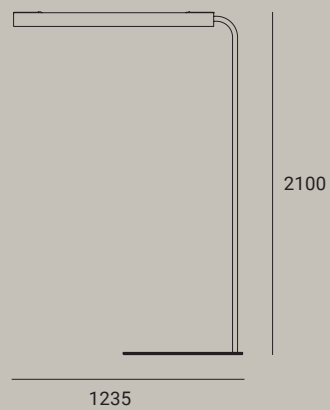
Kamerton
2200 S



Kamerton
800 W



Kamerton
1100 W




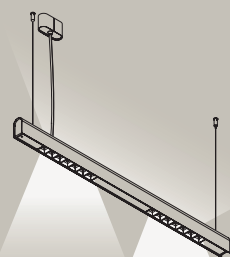
Kamerton
Stand

Creating with Light

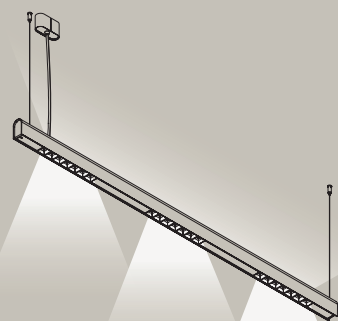
The Kamerton family is an excellent tool for integrating the element of light with space. Each lamp illuminates two opposing sides, providing optimal lighting for the entire room. Aluminium fixtures in various colours

and sizes will give character to any space, whether it's a small office or a spacious home. The collection is complemented by a wall sconce, which is dedicated to corridors and narrow spaces.






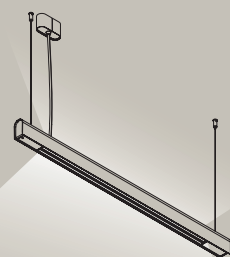
Kamerton
1100 S Louver



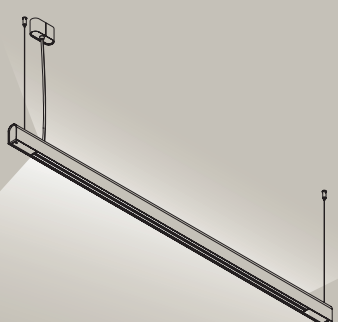
Kamerton
1600 S Louver



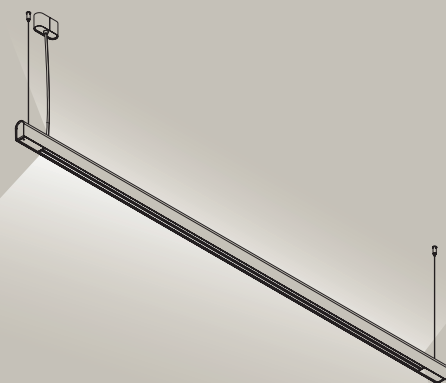
Kamerton
2200 S Louver



Kamerton
1100 S Line




Kamerton
1600 S Line



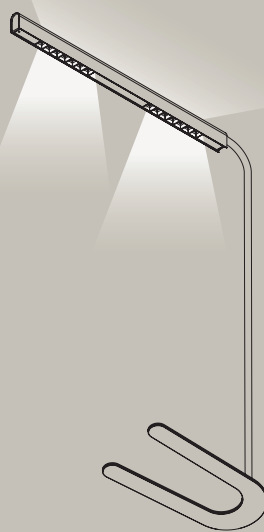
Kamerton
2200 S Line



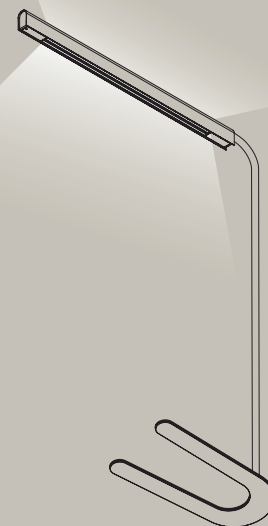
Kamerton
800 W Line



Kamerton
1100 W Line



Kamerton
Stand Louver



Kamerton
Stand Line

A Design Tool

Thanks to a wide selection of sizes, colours, and light sources, the Kamerton family is an excellent solution for freely creating spaces with light. The product is suitable for both the contract market and residential

use. The lamp will perfectly illuminate both the dining table and an open-plan office. With a range of customization options, users can adapt the lamp to their needs.

Kamerton Suspended



Versatile light

Combining design, spatial innovation, and architectural finesse, the Kamerton Suspended lighting fixture is crafted for use in diverse settings, including domestic, commercial, and work spaces. It's pure, accessible, and graphic aluminium profile serves as an exceptional medium to infuse light into expansive open spaces, dining areas, lengthy hallways,

or relaxing chill rooms. Kamerton, though simple in design, possesses a striking presence amidst an array of colours, sizes, and lighting modules. It offers a versatile general lighting solution, creating the primary layer of illumination upon which more specific lighting enhancements can be layered.





Your light

Kamerton suspended is a perfect solution for both workspaces and dining areas. The sleek, rounded profile shines both up and down, offering ample light for focused tasks and creating an inviting ambiance


for family gatherings in the dining room. With its approachable aesthetic and versatile functionality, this Kamerton effortlessly complements various spaces.

Array of possibilities

The ability to choose different light modules in a lamp, which alters its character, provides versatile lighting options. Whether selecting warm, soothing hues for a cosy ambiance or bright, vibrant colours


for a lively atmosphere, the customizable lighting modules cater to various moods and settings, making the lamp a perfect companion for any space.

Kamerton | 1600 S Louver | Cloudy



Kamerton | 1100 S Louver | Sage






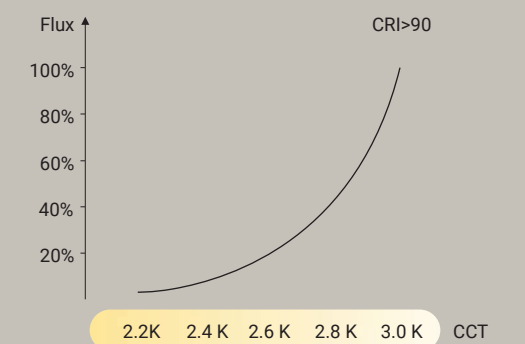
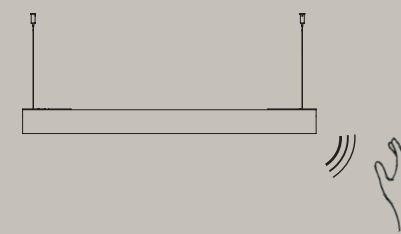
DIM TO WARM

Looking at our own preferences, we noticed that in general, we expect two functionalities from lighting: strong, bright, natural light for the activity time, and dimmed, soft and warm light for relaxation and recovery time. That's why we introduced the "dim to warm" touchless light control function,

which combines the function of dimming the light combined with the shift of its temperature. With a simple gesture, we can set the optimum light for the moment - from bright and cool, to dim and warm.



Touchless Control DIM TO WARM





Inspiring addition

The wall sconce is an essential part of the family that allows you to fully utilize the available space. Light is emitted both upwards and downwards, providing both a decorative effect on the wall and functional floor lighting. The subtle shape

of the fixture will make it a complementary element of the interior. It is perfect as lighting to highlight works of art or as an accent adding sophistication in corridor spaces or waiting rooms.



Rotate and direct

Designed with a distinctive swivel feature, our wall lamp offers effortless rotation, granting you the ability to finely adjust and direct the light as per your preference. This adaptable functionality allows for the precise illumination of particular architectural

details or cherished artwork within your room. By easily manoeuvring the lamp's angle, you can curate a personalized ambiance that accentuates the unique elements of your space, adding depth and character to your surroundings.

Ogi Collection

Designed by Maja Ganszyniec

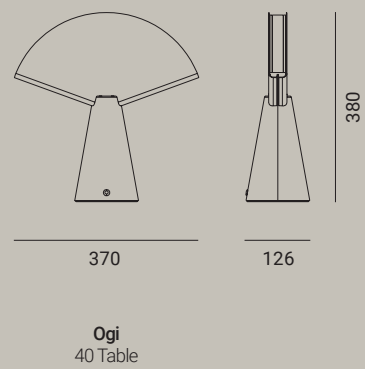
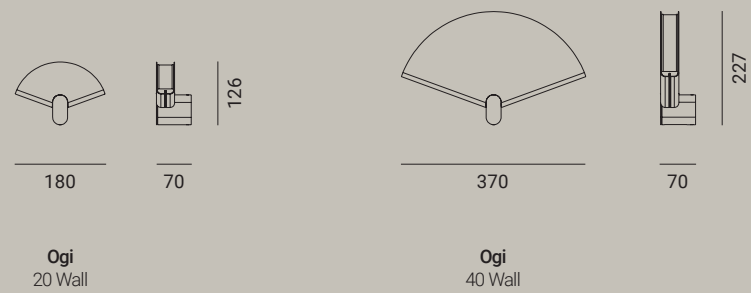
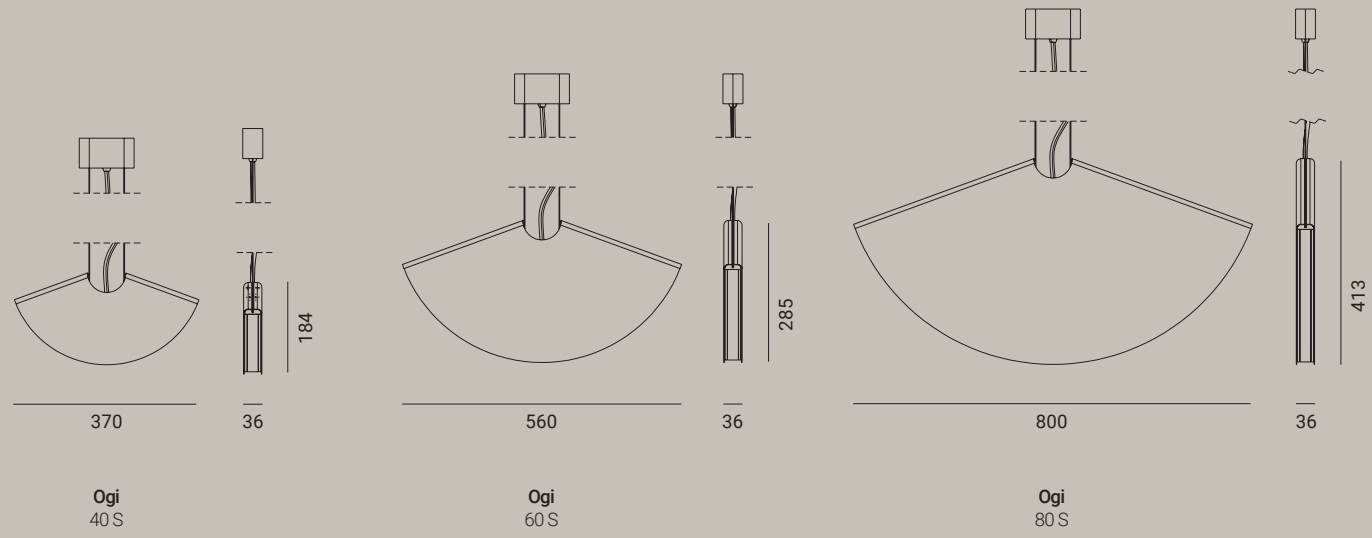
Ogi
Collection

Sign in the space

Our lamp family is based on the shape of Ogi, the traditional, Japanese folding fan. The bold, geometric shape in solid colour and surprisingly thin profile create an iconic, graphic signature - a calligraphic brush stroke in the air.



Ogi Collection

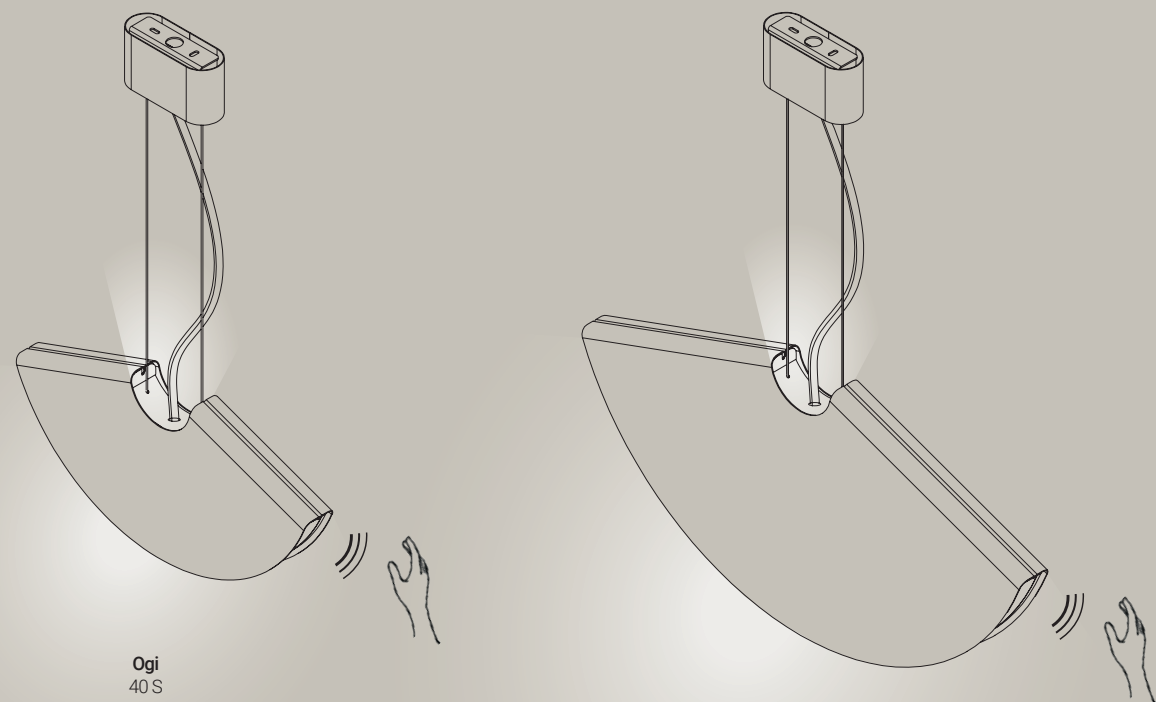


Light for every space

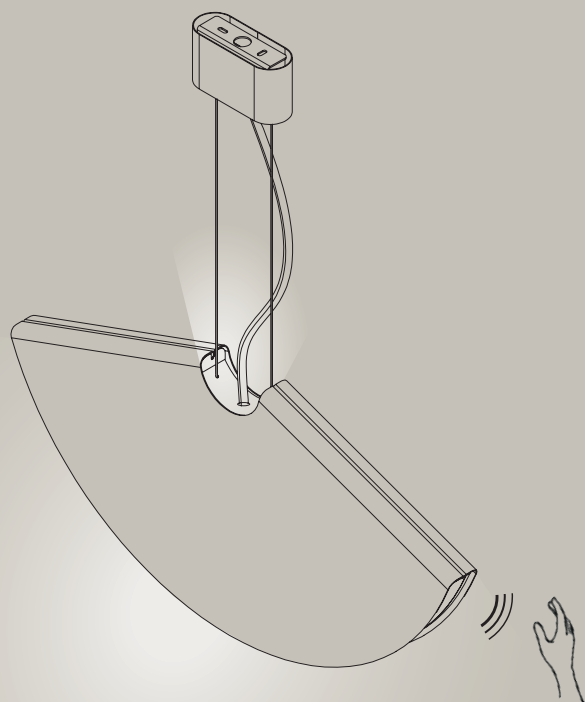
Ogi family provides complete solutions for various spaces. The generous and impactful pendants, in three sizes, will illuminate living and dining rooms as well as restaurants and cafés, with tables of any

size. The wall sconces were created for the corridors, and the tiny size lamp will fit even a very narrow wall. The collection is completed with a table lamp, sculptural and full of character.

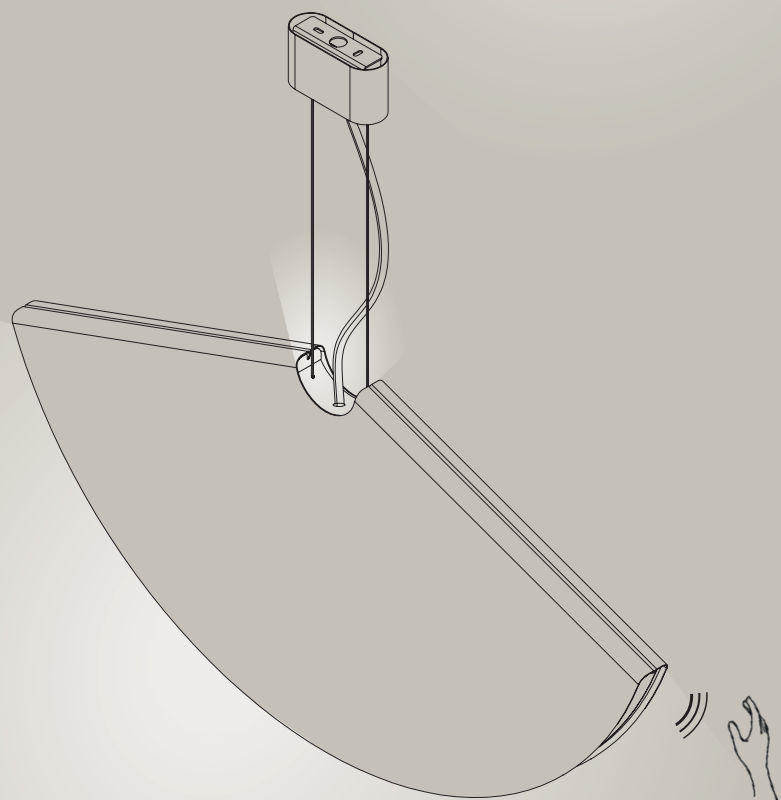




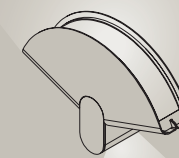
Ogi
40 S



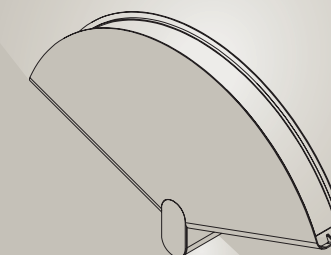
Ogi
60 S



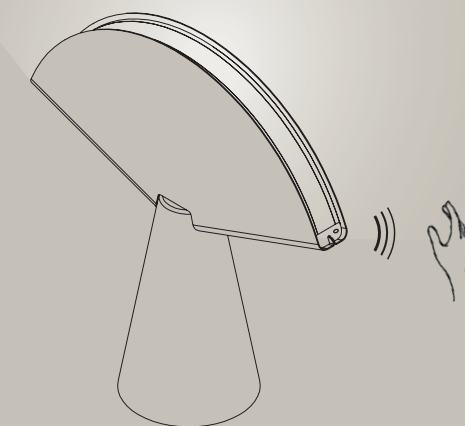
Ogi
80 S



Ogi
20 Wall



Ogi
40 Wall



Ogi
40 Table

Touchless Control

When we design our lamps, we think about more than just what they are supposed to illuminate. We care about building the overall experience of light in a room. In addition to the main light source pointing downward, pendant lamps also have additional light beaming upward, illuminating the ceiling. Similarly, wall


sconces - they shine on the wall, but also on the ground. The combination of the two effects results in a more balanced and welcoming environment in the room. In addition, the pendant lamps and the table lamp are equipped with the "dim to warm" touchless light control function.



Design for the senses

Ogi was designed to captivate the senses with its interplay of light and shape. Its sculptural form comes in various sizes, allowing for captivating compositions that enhance any environment. Distinguished by its 'dim to warm' technology, this fixture smoothly transitions light, providing both vibrant brightness and a soothing, warmer

ambiance. The gradient light feature softly illuminates, casting an enchanting glow adjustable to create the desired atmosphere. Adding to its allure is a delicate upward string of light, a subtle yet mesmerizing detail that enhances its visual appeal. This fixture surpasses mere illumination; it offers a transformative experience that infuses sophistication and charm into any space.





Ogi | 60 & 40 Suspended | Sandy & Earth



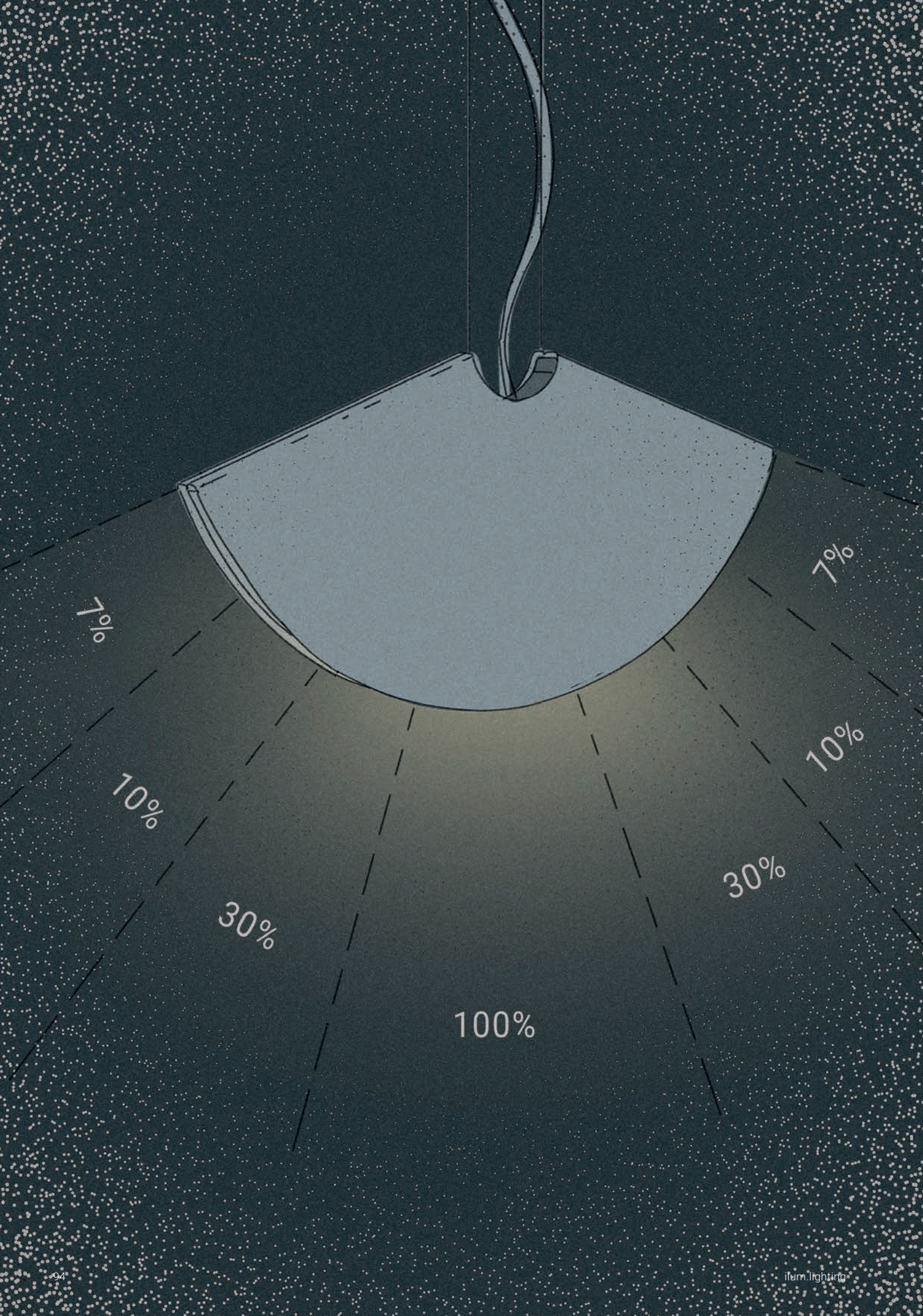
Ogi | 60 Suspended | Sandy



Ogi | 80 Suspended | Sandy



Ogi | 60 Suspended | Sage




Light gradient

What is special about Ogi is the way it distributes light. The unique, curved shape enables the light to gradually and pleasantly open up. In the Center, the light is strongest and most concentrated,

illuminating clearly the area below it. Moving up the curve, towards the elevated ends of the lamp, the light is fading away, creating a pleasant, dimmed light around it.

Ogi | Ceiling box | Sandy





Graphic brilliance

Like a stroke of brush, Ogi table creates a graphic mark on interior space not only with its form but with the way it shines. The table lamp is full of character. Combined with colour it becomes a decorative object on its own. The light in this variant

has a special, „dim to warm” option, that allows to regulating the mood of the space. Adjusting light to your needs, the fixture can accompany you at all times during your day and night active life cycles.



Ogi | Table | Sage




Ogi | Table | Sage



Visual symbol

Much like an artist's deft stroke of a brush, the Ogi table lamp gracefully sets the tone of a space. Its radiant illumination serves as a captivating brushstroke, effortlessly

drawing the eye and captivating every onlooker. Its presence isn't just lighting; it's an artistic narrative that paints the ambiance, infusing the surroundings with a touch of enchantment and allure.

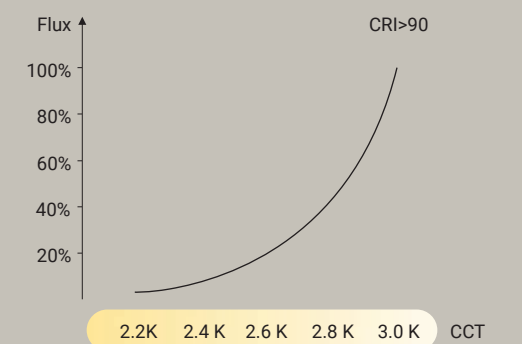
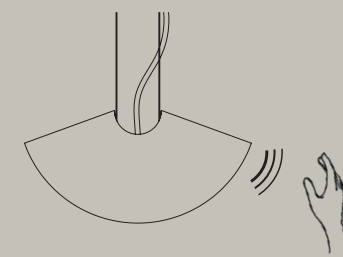


DIM TO WARM

Looking at our own preferences, we noticed that in general, we expect two functionalities from lighting: strong, bright, natural light for the activity time, and dimmed, soft and warm light for relaxation and recovery time. That's why we introduced the "dim to warm" touchless light control function,

which combines the function of dimming the light combined with the shift of its temperature. With a simple gesture, we can set the optimum light for the moment - from bright and cool, to dim and warm.

Touchless Control DIM TO WARM




Radiance

The Ogi table lamp not only illuminates entire walls but also creates an enchanting ambiance, making it a statement piece in any space. Our specially

selected powder coat is carefully applied to two closely connected elements, creating striking detail.

Ogi | Table | Black









Double charm

The wall scones in two sizes were designed for both home and contract market. The light is emitted up and also down, for both decorative effect on the wall and functional floor illumination.

Single lamp in bold colour will work as a playful object on a wall of a modern living room. Multiplied mini version in toned down shade will serve well in hotel corridors.







Ogi | 40 Wall & 80 Suspended | Marrone & Sandy

Enchanting Light Experience

Experience a design masterpiece that transcends illumination. Our award-winning light fixture stands as a glowing jewel, guiding with its radiant beams, and creating a mesmerizing ambient warmth wherever it resides. Its compact design exudes


elegance while illuminating your surroundings, casting a gentle, comforting glow that captivates and inspires. Ogi wall was designed not just to brighten rooms, but to elevate experiences, setting the perfect ambiance for any occasion.

Velo Collection

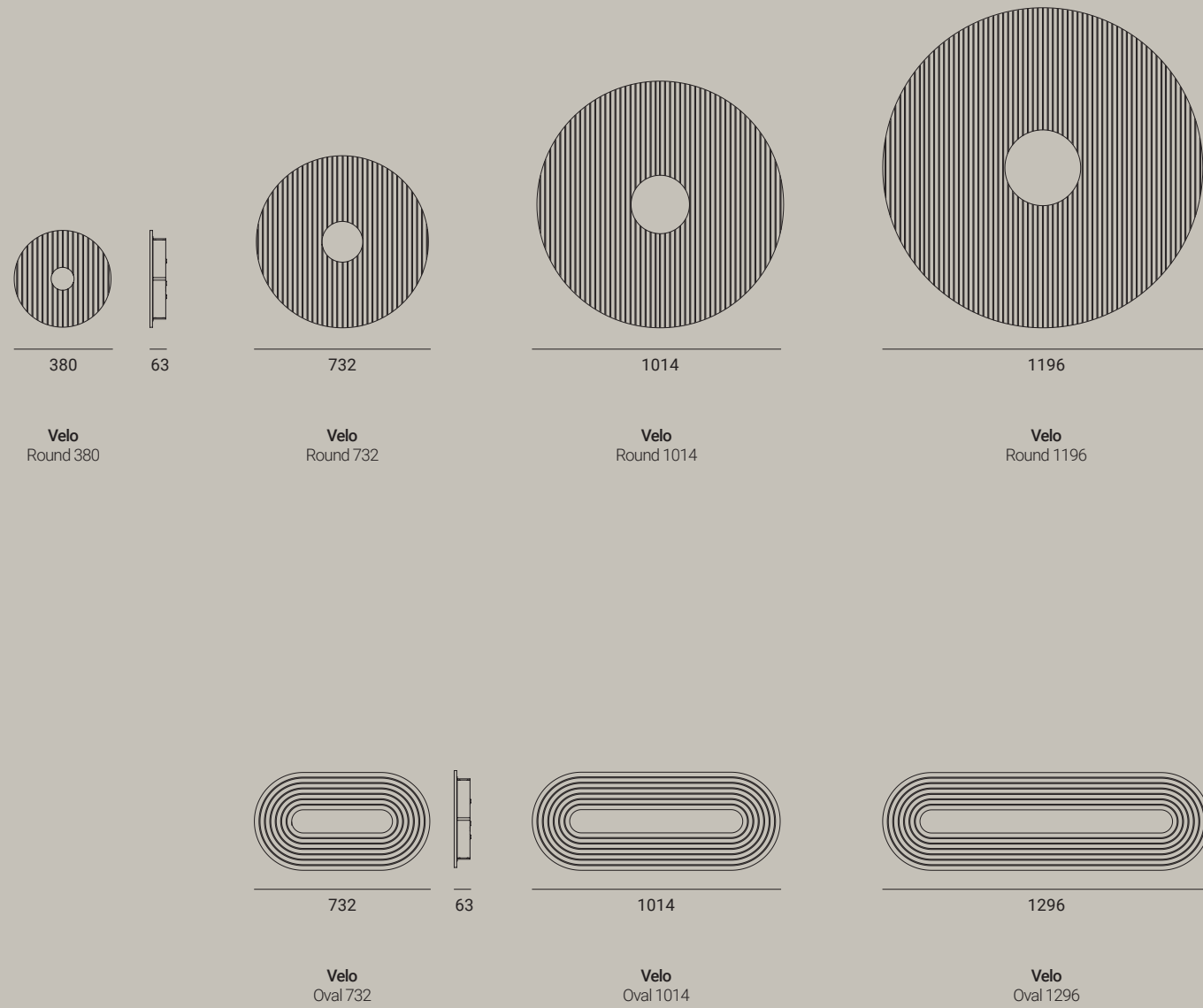
Designed by Rechnio Design

The comfort of light and sound

VELO is a decorative light fixture that also serves as an acoustic sconce. The lamp housing is made of environmentally friendly PET felt material, which has a high sound absorption coefficient especially for medium and high frequencies.




Velo Collection




Two shapes - round and oval

The material consists of compressed polyester fibers, recovered in the process of recycling PET plastic bottles. It is resistant to mechanical damage and deformation. The material is friendly to the environment and human health.


It is hypoallergenic, odorless, resistant to mould and does not emit toxic substances. Three variants of luminaire finish are available: smooth surface, radial grooving and vertical grooving.




Velo
Round 380 | 732 | 1014 | 1196
(smooth)



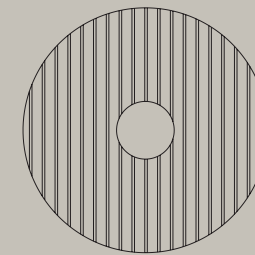
Velo
Oval 732 | 1014 | 1296
(smooth)



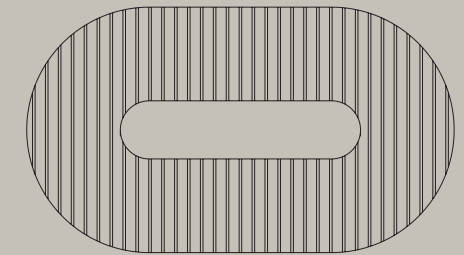
Velo
Round 380 | 732 | 1014 | 1196
(radial grooving)




Velo
Oval 732 | 1014 | 1296
(radial grooving)



Velo
Round 380 | 732 | 1014 | 1196
(strip grooving)



Velo
Oval 732 | 1014 | 1296
(strip grooving)





Enhanced sound absorption

Thanks to the multi-layer construction and the forward extension of the absorbing layer, sound is absorbed on both sides - once by direct sound, as well as by that reflected from the wall.


The use of an acoustic tube helps reduce reverberation in the room and provides greater comfort.

Velo | Round Strip grooving | African Gray & Dark Blue





Velo | Oval Radial grooving | Light Camel & Light Sky Blue



Velo | Oval Strip grooving | African Gray & Dark Blue



Journey with Maja Ganszyniec

Step into the world where illumination and innovation meets design as we embark on a captivating narrative with Maja Ganszyniec. Her creative journey in the realm of light and product design unfolds as a testament to merging functionality with artistic

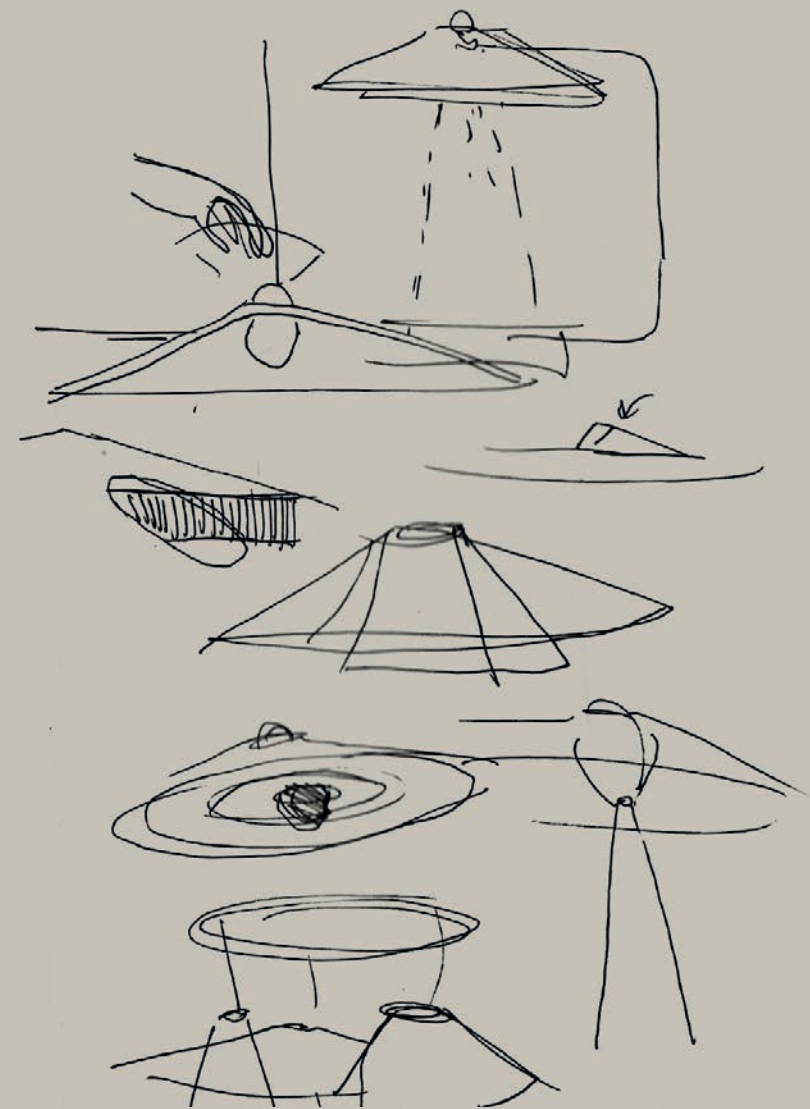
ingenuity. Join us as we explore the captivating tale behind Maja's design philosophy, her inspirations, and the remarkable fusion of design and technology that defines her exceptional work with Ilum.




On Values

Dialogue with the customer is always important to us. Understanding the values they wish to convey to their audience, what matters for the brand we collaborate with, is crucial. In the case of Ilum, it's about healthy light, human comfort in illuminated spaces. Hence, we've designed lamps that, through

their appearance, aim to foster a welcoming atmosphere in spaces—be it homes, offices, or restaurants. Hence, the choice of soft yet precise forms. It introduces light into interiors in a way that's pleasing to the eye even during the day.





Experiments and Challenges

We had a lot of freedom in the design process. While we based our work on precise guidelines, some assumptions had to yield to creativity. Sometimes technology inspires form, and at other times, the form requires new technological applications. Both teams have years of experience and supported each other in a challenging implementation process.

Light in the Context of Architecture

Light, for me, is one of the fundamental elements shaping architecture. It tells the story of space, helps us understand it, and also influences how comfortable or uncomfortable we feel in a particular place. We've worked on various types of lamps, always aiming to create a functional yet friendly environment. For example, Kamerton was created with contemporary offices in mind, illuminating work tables and simultaneously brightening the room upwards, optically enlarging it.



Unique Character

Each has its distinct feature. Juicy is a nod to classic lampshades. Kamerton is a classic linear lamp but „domesticated” by rounding its top. Ogi is a playful reinterpretation of a lamp constructed on a profile shaped like a fan, maintaining its characteristic, slender profile. However, each family is both warm and precise.



Ilum and Space

These products are for contemporary, domesticated office spaces, stylish hotels, restaurants, cafés, or bars. But they are also for the homes of people who value high-quality design and lighting.

Colors


Basic



White (RAL9016)



Fog (RAL7038)



Graphite (RAL7024)




Black (RAL9005)


Standard




Sapphire (RAL5003)



Forrest (RAL6005)



Wine (RAL3005)




Ochra (RAL 8001)


Premium (Metalic)



Sandy




Sage




Earth




Cloudy




Marrone



Volcano




Night




Black dust

Seasonal




Indigo (RAL5002)



Chocolate (RAL8017)



Straw (RAL 1036)



Olive (RAL6003)


Veneer



Ash



Oak



Walnut


PET felt



Light camel




Dark camel




African grey




Brown



Light sky blue




Blackish green




Dark blue



Black



Tan



Maroon

To simplify the decision and the purchasing process, the Ilum offer has been extended to include the possibility to order sample sets of the available finishing materials. As a result, the User is able to see and compare colours and textures available in the Ilum offer to perfectly match the ordered lamp to the interior.

Juicy

Technical Specification



Type	Juicy Classic S, M, L	Juicy Set
Mounting	Suspended	Suspended
Dimensions	Ø180, Ø330, Ø520 mm	845 mm
Number of spots	1	3
Power	9.5 W	28.5 W
Luminous flux* (direct)	up to 610 lm	up to 1830 lm
Color temperature (CCT)	3000K, 4000K	3000K, 4000K
Optic	BB LFO 30°, 60°	BB LFO 30°, 60°
UGR	<19	<19
Control	ON-OFF, DALI	ON-OFF, DALI

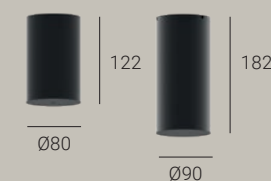
Features



Light source:	CRI> 90, MacAdam ≤ 3, 50.000h L80B10
Housing:	Die-cast aluminium and powder coated steel.
Supply:	220-240 V, 50-60 Hz
IP protection:	20

Mounting options

Standard ceiling cups



Flat ceiling cups



Type	Juicy Line 2	Juicy Line 3
Mounting	Suspended	Suspended
Dimensions	880 - 1220 mm	1580 - 1920 mm
Number of spots	2	3
Power	19 W	28.5 W
Luminous flux* (direct)	up to 1220 lm	up to 1830 lm
Color temperature (CCT)	3000K, 4000K	3000K, 4000K
Optic	BB LFO 30°, 60°	BB LFO 30°, 60°
UGR	<19	<19
Control	ON-OFF, DALI	ON-OFF, DALI

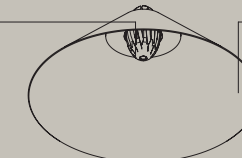
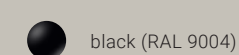
Suspension L 1500 / 3000 mm
 Ø77 mm | Hmin = 75 mm
 Ø112 mm | Hmin = 75 mm

Mounting	Suspended	Suspended
Dimensions	880 - 1220 mm	1580 - 1920 mm
Number of spots	2	3
Power	19 W	28.5 W
Luminous flux* (direct)	up to 1220 lm	up to 1830 lm
Color temperature (CCT)	3000K, 4000K	3000K, 4000K
Optic	BB LFO 30°, 60°	BB LFO 30°, 60°
UGR	<19	<19
Control	ON-OFF, DALI	ON-OFF, DALI

* Fixture lumen output data refer to 4000K.
 For the latest product data please refer to the web page.
 To order a fixture, use the online product configurator.

Colors

Juicy color



Shade colors:

Standard



Premium (Metalic)

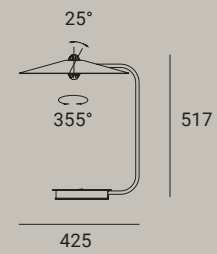


Juicy

Technical Specification



Type Juicy Table




Mounting	Table
Dimensions	517 x 425 mm
Number of spots	1
Power	9.5 W
Luminous flux* (direct)	up to 610 lm
Color temperature (CCT)	3000K, 4000K
Optic	BB LFO 30°, 60°
UGR	<19
Control	ON-OFF, TOUCH DIM

Features



Light source:	CRI> 90, MacAdam ≤ 3, 50.000h L80B10
Housing:	Die-cast aluminium and powder coated steel.
Supply:	220-240 V, 50-60 Hz
IP protection:	20

Type Juicy Stand



Mounting	Stand
Dimensions	600 x 1470 mm
Number of spots	1
Power	9.5 W
Luminous flux* (direct)	up to 610 lm
Color temperature (CCT)	3000K, 4000K
Optic	BB LFO 30°, 60°
UGR	<19
Control	ON-OFF, TOUCH DIM

* Fixture lumen output data refer to 4000K.
For the latest product data please refer to the web page.
To order a fixture, use the online product configurator.

Colors

Juicy color

Shade colors:

Standard		Premium (Metalic)	
● black (RAL 9004)	● sapphire (RAL 5003)	● sandy	● marrone
● forrest (RAL 6005)	● wine (RAL 3005)	● sage	● volcano
● ochra (RAL 8001)	● ochra (RAL 8001)	● earth	● night
		● cloudy	● black dust

Juicy

Technical Specification



Type	Juicy Mono	Juicy Multi 3
Dimensions		
Mounting	Suspended	Suspended
Dimensions	Ø50 x 88 mm	Ø50 x 88 mm
Number of spots	1	3
Power	9.5 W	28.5 W
Luminous flux* (direct)	up to 610 lm	up to 1830 lm
Color temperature (CCT)	3000K, 4000K	3000K, 4000K
Optic	BB LFO 30°, 60°	BB LFO 30°, 60°
UGR	<19	<19
Control	ON-OFF, DALI	ON-OFF, DALI

Features



Light source:	CRI> 90, MacAdam ≤ 3, 50.000h L80B10
Housing:	Die-cast aluminium and powder coated steel.
Supply:	220-240 V, 50-60 Hz
IP protection:	20

Mounting options

Standard ceiling cups



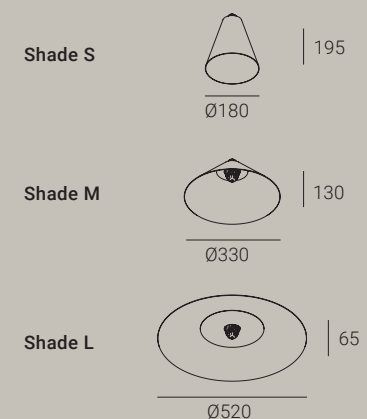
Flat ceiling cups



Type	Juicy Multi 6
Dimensions	
Mounting	Suspended
Dimensions	Ø50 x 88 mm
Number of spots	6
Power	57 W
Luminous flux* (direct)	up to 3660 lm
Color temperature (CCT)	3000K, 4000K
Optic	BB LFO 30°, 60°
UGR	<19
Control	ON-OFF, DALI

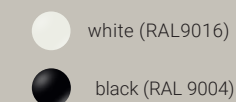
Suspension L 1500 / 3000 mm
 Ø77 mm | Hmin = 75 mm
 Ø112 mm | Hmin = 75 mm

Accessories



Colors

Juicy colors



Shade colors:

Standard



Premium (Metalic)

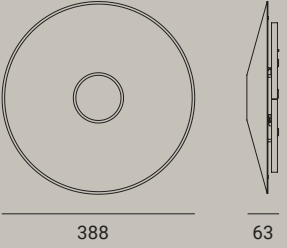
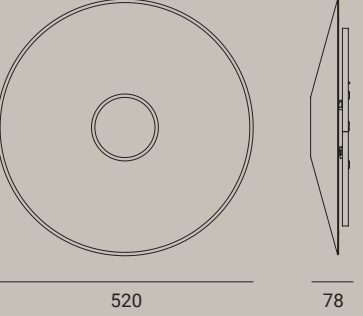


* Fixture lumen output data refer to 4000K.
 For the latest product data please refer to the web page.
 To order a fixture, use the online product configurator.

Stellar

Technical Specification



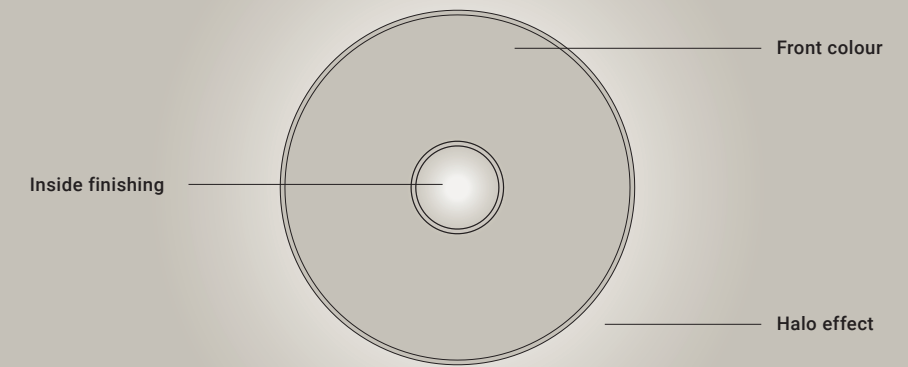
Type	Stellar Wall S	Stellar Wall M
		
	388 63	520 78
Mounting	Wall	Wall
Dimensions	Ø388 x 63 mm	Ø520 x 78 mm
Power	19 W LED	29 W LED
Luminous flux*	650 lm	975 lm
Color temperature (CCT)	3000K, 4000K	3000K, 4000K
Control	ON-OFF, DALI, CASAMBI	ON-OFF, DALI, CASAMBI

* Fixture lumen output data refer to 4000K.
For the latest product data please refer to the web page.
To order a fixture, use the online product configurator.

Features



Light source:	CRI > 90, MacAdam ≤ 3, 50.000h L80B10
Housing:	powder coated steel
Supply:	220-240 V, 50-60 Hz
IP protection:	20




Colors

Front color


Basic



Standard






Premium



Inside finishing

Veneer



Inside finishing


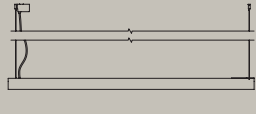
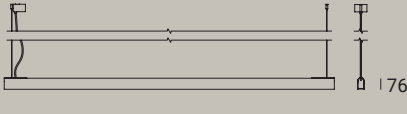
Lacquer



Kamerton

Technical Specification




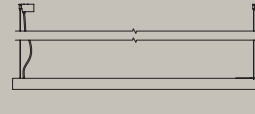
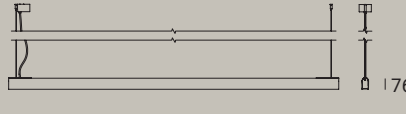
Type	Kamerton 1100 S Louver	Kamerton 1600 S Louver	Kamerton 2200 S Louver
			
	1077	1637	2197
			44

Mounting	Suspended	Suspended	Suspended
Dimensions	1077 x 44 x 76 mm	1637 x 44 x 76 mm	2197 x 44 x 76 mm
Power	29 W LED	45 W LED	61 W LED
Luminous flux* (direct)	up to 2292 lm	up to 3438 lm	up to 4584 lm
Luminous flux* (indirect)	up to 1227 lm	up to 2045 lm	up to 2863 lm
Color temperature (CCT)	2200-3000K, 3000K, 4000K	2200-3000K, 3000K, 4000K	2200-3000K, 3000K, 4000K
Optic	louver with lens	louver with lens	louver with lens
Control	ON-OFF, DALI, CASAMBI, DIM TO WARM	ON-OFF, DALI, CASAMBI, DIM TO WARM	ON-OFF, DALI, CASAMBI, DIM TO WARM

Features



Light source:	CRI > 90, MacAdam ≤ 3, 50.000h L80B10
Housing:	extruded aluminium profile, powder coated.
Supply:	220-240 V, 50-60 Hz
IP protection:	20

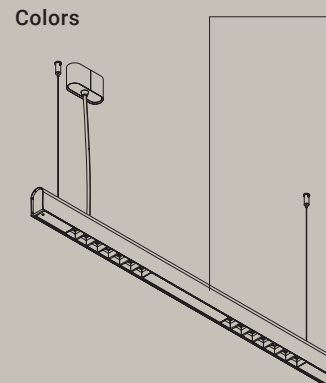
Type	Kamerton 1100 S Line	Kamerton 1600 S Line	Kamerton 2200 S Line
			
	1077	1637	2197
			44

 Suspension L 1500 / 3000 mm

Mounting	Suspended	Suspended	Suspended
Dimensions	1077 x 44 x 76 mm	1637 x 44 x 76 mm	2197 x 44 x 76 mm
Power	30 W LED	50 W LED	70 W LED
Luminous flux* (direct)	up to 2457 lm	up to 4095 lm	up to 5733 lm
Luminous flux* (indirect)	up to 1227 lm	up to 2045 lm	up to 2863 lm
Color temperature (CCT)	2200-3000K, 3000K, 4000K	2200-3000K, 3000K, 4000K	2200-3000K, 3000K, 4000K
Optic	satine linear optic, dark microcrystal	satine linear optic, dark microcrystal	satine linear optic, dark microcrystal
Control	ON-OFF, DALI, CASAMBI, DIM TO WARM	ON-OFF, DALI, CASAMBI, DIM TO WARM	ON-OFF, DALI, CASAMBI, DIM TO WARM

* Fixture lumen output data refer to 4000K.
For the latest product data please refer to the web page.
To order a fixture, use the online product configurator.

Colors



Housing colors:

Basic	Standard	Premium (Metalic)	
 white (RAL9016)	 sapphire (RAL 5003)	 sandy	 marrone
 fog (RAL7038)	 forrest (RAL 6005)	 sage	 volcano
 graphite (RAL7024)	 wine (RAL 3005)	 earth	 night
 black (RAL9005)	 ochra (RAL 8001)	 cloudy	 black dust

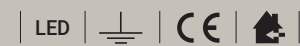
Kamerton

Technical Specification



Type	Kamerton 800 W Line	Kamerton 1100 W Line
Mounting	Wall	Wall
Dimensions	797 x 81 x 76 mm	1077 x 81 x 76 mm
Power	20 W LED	30 W LED
Luminous flux* (direct)	up to 1638 lm	up to 2457 lm
Luminous flux* (indirect)	up to 818 lm	up to 1227 lm
Color temperature (CCT)	3000K, 4000K	3000K, 4000K
Optic	satine linear optic, dark microcrystal	satine linear optic, dark microcrystal
Control	ON-OFF, DALI, CASAMBI	ON-OFF, DALI, CASAMBI

Features

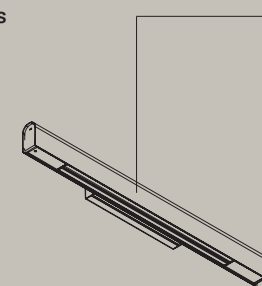


Light source:	CRI> 90, MacAdam ≤ 3, 50.000h L80B10
Housing:	extruded aluminium profile, powder coated.
Supply:	220-240 V, 50-60 Hz
IP protection:	20

Type	Kamerton Stand Louver	Kamerton Stand Line
Mounting	Stand	Stand
Dimensions	1235 x 2100 mm	1235 x 2100 mm
Power	29 W LED	30 W LED
Luminous flux* (direct)	up to 2292 lm	up to 2457 lm
Luminous flux* (indirect)	up to 1227 lm	up to 1227 lm
Color temperature (CCT)	2200-3000K, 3000K, 4000K	2200-3000K, 3000K, 4000K
Optic	louver with lens	satine linear optic, dark microcrystal
Control	ON-OFF, CASAMBI, DIM TO WARM	ON-OFF, CASAMBI, DIM TO WARM

* Fixture lumen output data refer to 4000K.
For the latest product data please refer to the web page.
To order a fixture, use the online product configurator.

Colors



Housing colors:

Basic

- white (RAL9016)
- fog (RAL7038)
- graphite (RAL7024)
- black (RAL9005)

Standard

- sapphire (RAL 5003)
- forrest (RAL 6005)
- wine (RAL 3005)
- ochra (RAL 8001)

Premium (Metalic)

- sandy
- sage
- earth
- cloudy
- marrone
- volcano
- night
- black dust

Ogi

Technical Specification



Type	Ogi 40 S	Ogi 60 S	Ogi 80 S
			Suspension L 1500 / 3000 mm

Mounting	Suspended	Suspended	Suspended
Dimensions	370 x 36 x 184 mm	560 x 36 x 285 mm	800 x 36 x 413 mm
Power	13.5 W LED	20 W LED	27.5 W LED
Luminous flux* (direct)	up to 1260 lm	up to 1890 lm	up to 2700 lm
Luminous flux* (indirect)	up to 126 lm	up to 189 lm	up to 189 lm
Color temperature (CCT)	2200-3000K, 3000K, 4000K	2200-3000K, 3000K, 4000K	2200-3000K, 3000K, 4000K
Diffuser	satine	satine	satine
Control	ON-OFF, DALI, CASAMBI, DIM TO WARM	ON-OFF, DALI, CASAMBI, DIM TO WARM	ON-OFF, DALI, CASAMBI, DIM TO WARM

Features



Light source:	CRI> 90, MacAdam ≤ 3, 50.000h L80B10
Housing:	powder coated steel
Supply:	220-240 V, 50-60 Hz
IP protection:	20

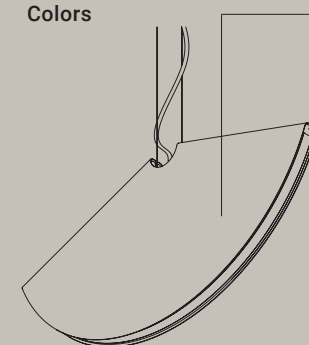


Type	Ogi 20 W	Ogi 40 W	Ogi Table

Mounting	Wall	Wall	Table
Dimensions	180 x 70 x 126 mm	370 x 70 x 227 mm	370 x 126 x 380 mm
Power	7 W	13.5 W	12 W
Luminous flux* (direct)	up to 630 lm	up to 1260 lm	—
Luminous flux* (indirect)	up to 63 lm	up to 126 lm	up to 1212 lm
Color temperature (CCT)	3000K, 4000K	3000K, 4000K	2200-3000K
Diffuser	satine	satine	satine
Control	ON-OFF	ON-OFF, DALI, CASAMBI	DIM TO WARM

* Fixture lumen output data refer to 4000K. For the latest product data please refer to the web page. To order a fixture, use the online product configurator.

Colors



Housing colors:

Basic	Standard	Premium (Metallic)	
white (RAL9016)	sapphire (RAL 5003)	sandy	marrone
fog (RAL7038)	forrest (RAL 6005)	sage	volcano
graphite (RAL7024)	wine (RAL 3005)	earth	night
black (RAL9005)	ochra (RAL 8001)	cloudy	black dust

Velo

Technical Specification



Type	Velo Round 380	Velo Round 732
Mounting	Wall	Wall
Dimensions	388 x 63 mm	732 x 63 mm
Power	19 W LED	34 W LED
Luminous flux*	630 lm	1160 lm
Color temperature (CCT)	3000K, 4000K	3000K, 4000K
Diffuser	dark microcrystal	dark microcrystal
Control	ON-OFF, DALI, CASAMBI	ON-OFF, DALI, CASAMBI

Type	Velo Round 1014	Velo Round 1196
Mounting	Wall	Wall
Dimensions	1014 x 63 mm	1196 x 63 mm
Power	49 W LED	64 W LED
Luminous flux*	1670 lm	2180 lm
Color temperature (CCT)	3000K, 4000K	3000K, 4000K
Diffuser	dark microcrystal	dark microcrystal
Control	ON-OFF, DALI, CASAMBI	ON-OFF, DALI, CASAMBI

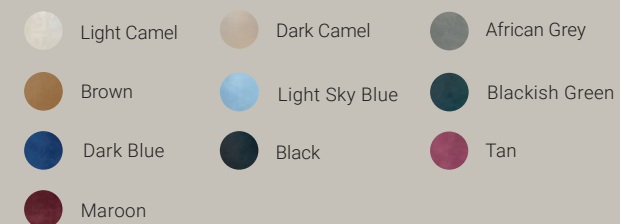
* Fixture lumen output data refer to 4000K.
For the latest product data please refer to the web page.
To order a fixture, use the online product configurator.

Features

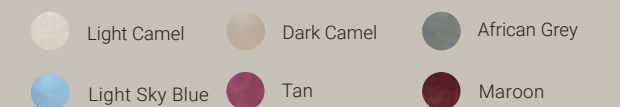


Light source:	CRI > 90, MacAdam ≤ 3, 50.000h L80B10
Housing:	powder coated steel and PET felt
Supply:	220-240 V, 50-60 Hz
IP protection:	20

Front PET felt

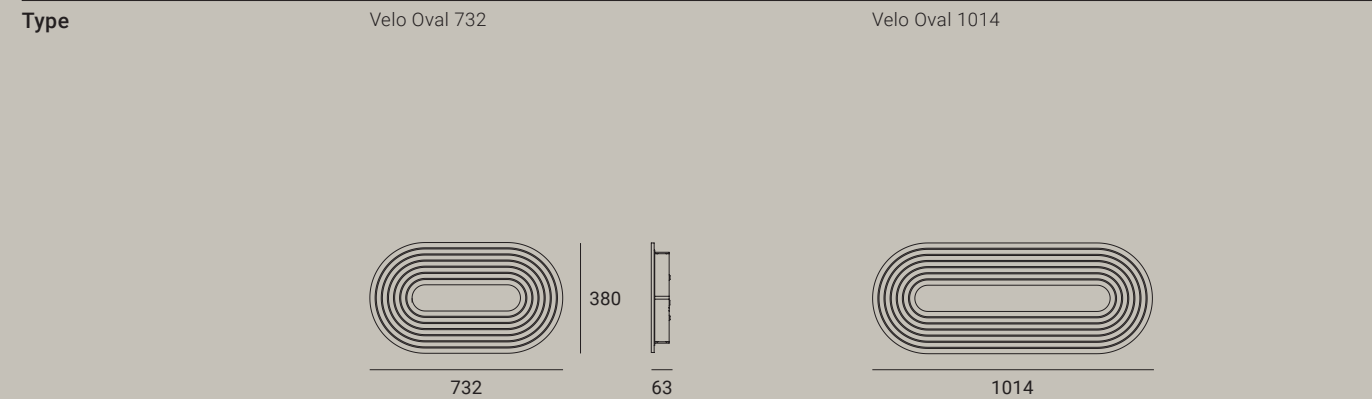


Inside PET felt




Velo

Technical Specification



Mounting	Wall	Wall
Dimensions	732 x 380 x 63 mm	1014 x 380 x 63 mm
Power	34 W LED	49 W LED
Luminous flux*	1095 lm	1580 lm
Color temperature (CCT)	3000K, 4000K	3000K, 4000K
Diffuser	dark microcrystal	dark microcrystal
Control	ON-OFF, DALI, CASAMBI	ON-OFF, DALI, CASAMBI



Mounting	Wall
Dimensions	1296 x 380 x 63 mm
Power	64 W LED
Luminous flux*	2060 lm
Color temperature (CCT)	3000K, 4000K
Diffuser	dark microcrystal
Control	ON-OFF, DALI, CASAMBI

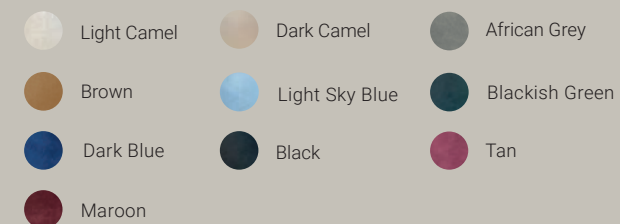
* Fixture lumen output data refer to 4000K.
For the latest product data please refer to the web page.
To order a fixture, use the online product configurator.

Features

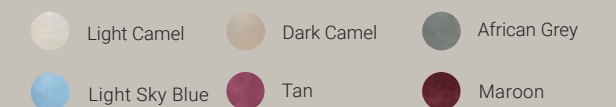


Light source:	CRI> 90, MacAdam ≤ 3, 50.000h L80B10
Housing:	powder coated steel and PET felt
Supply:	220-240 V, 50-60 Hz
IP protection:	20

Front PET felt



Inside PET felt





ILUM

ul. 1 Maja 46a
05-555 Tarczyn, Poland
tel: +48 22 736 73 00
info@ilum.lighting
ilum.lighting

Product photography:
Grzegorz Wełnicki
Stanisław Zajączkowski

Maja Ganszyniec Studio photography:
Tymon Nogalski

Illustrations:
Alicja Lesiak

Visualizations:
The Frame

